

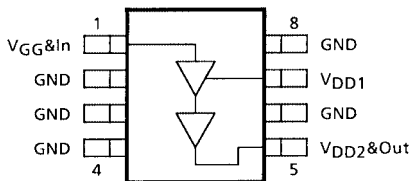
TG2006F

1.9 GHz Band Power Amplifier
PHS, Digital Cordless Telecommunication

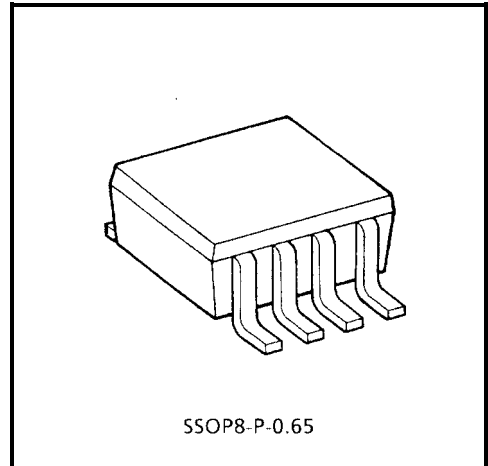
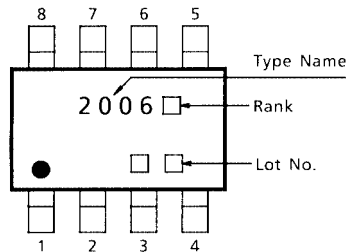
Features

- Positive voltage operation: $V_d = 3\text{ V}$, $V_g = 0$ or 1 V
- Low current consumption: $I_t = 130\text{ mA}$ (typ.)
- Small package: SM8 package ($2.9 \times 2.8 \times 1.1\text{ mm}$)
- Low cost: Can be achieved minimum function.

Pin Assignment (top view)



Marking



Weight: 0.02 g (typ.)

Maximum Ratings ($T_a = 25^\circ\text{C}$)

Characteristic	Symbol	Rating	Unit
Supply voltage	V_{DD1}	5	V
	V_{DD2}	5	V
Gate voltage	V_{GG}	1	V
Input power	P_i	10	mW
Power dissipation	P_d (Note1)	250	mW
Operating temperature range	T_{opr}	-40~85	$^\circ\text{C}$
Storage temperature range	T_{stg}	-55~150	$^\circ\text{C}$

Note 1: When mounted on $2.5\text{ cm}^2 \times 1.6\text{ t}$ glass epoxy board.

Classify Rank

This device is classified by Fig.1.

And satisfy ELECTRICAL CHARACTERISTICS by V_g Condition on each rank.

The rank division is performed for every reel and can't order to choose any rank.

Table 1

Rank	V_g Condition
A	$V_g = 0\text{ V}$
B	$V_g = 1\text{ V}$

Caution

This device is electrostatic sensitivity. Please handle with caution.

Electrical Characteristics

($V_d = 3\text{ V}$, $V_g = (\text{Note}2)$, $f = 1.9\text{ GHz}$, $T_a = 25^\circ\text{C}$, $Z_g = Z_l = 50\ \Omega$, 1/2 duty operation) (Note 4)

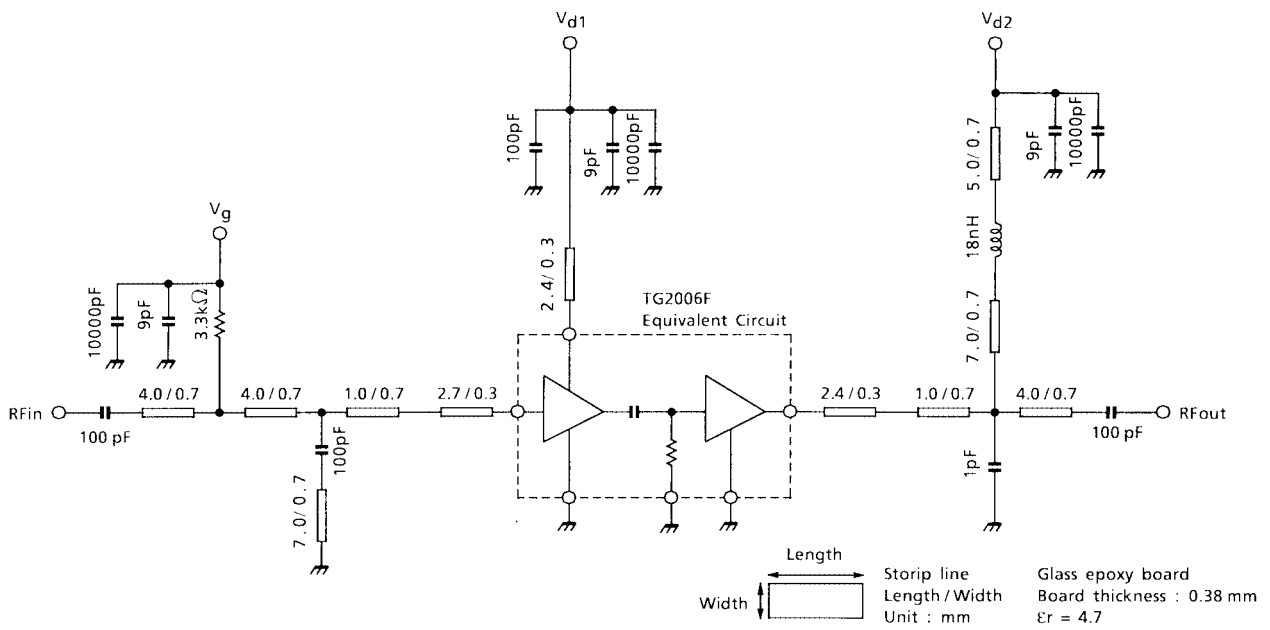
Characteristics	Symbol	Test Circuit	Test Condition	Min	Typ.	Max	Unit
Frequency	f_{range}	—	—	1895	—	1918	MHz
Total current	I_t	1	$P_O = 21\text{dBmW}$, $P_i = \text{Regulation}$	—	130	150	mA
Gate current	I_G	1		—	—	1	
Output power	P_O	1	$P_i = 1\text{dBmW}$	21	—	—	dBmW
Small signal gain	G_P	1	$P_i = -20\text{dBmW}$	21	23	—	dB
Adjacent channel leakage power ratio	ACP (1)	1	$P_O = 21\text{dBmW}$, $P_i = \text{Regulation}$ (Note 3)	—	-60	-55	dB
	ACP (2)	1					
Harmonics	$2f_0$	1	$P_O = 21\text{dBmW}$, $P_i = \text{Regulation}$	—	—	-30	dB
	$3f_0$	1		—	—	-30	
Input VSWR	$VSWR_{\text{in}}$	1	$P_O = 21\text{dBmW}$, $P_i = \text{Regulation}$	—	1.5	2.5	—
Load mismatch	—	—	$V_d = 4.0\text{V}$, $V_g = (\text{Note } 2)$, $P_O = 21\text{dBmW}$, $P_i = \text{Regulation}$, $Z_g = 50\ \Omega$, $VSWR_{\text{Load}} = 20 : 1$ all phase	No Degradation			—
Stability	—	—	$V_d = 2.7\sim 4.0\text{V}$, $V_g = (\text{Note } 2)$, $P_i = -2\text{dBmW}\sim 4\text{dBmW}$, $Z_g = 50\ \Omega$ $VSWR_{\text{Load}} = 6 : 1$ all phase	All spurious output than 60dB below desired signal			—

Note 2: V_g Voltage is decided on Fig.1.

Note 3: Input signal is modulated to $\pi/4\text{QPSK}$ ($\alpha = 0.5$). Bit rate is 384 kbps.

Note 4: $V_d = V_{d1} = V_{d2}$, $I_t = I_{d1} + I_{d2}$

Test Circuit 1 (RF test circuit)



Notice

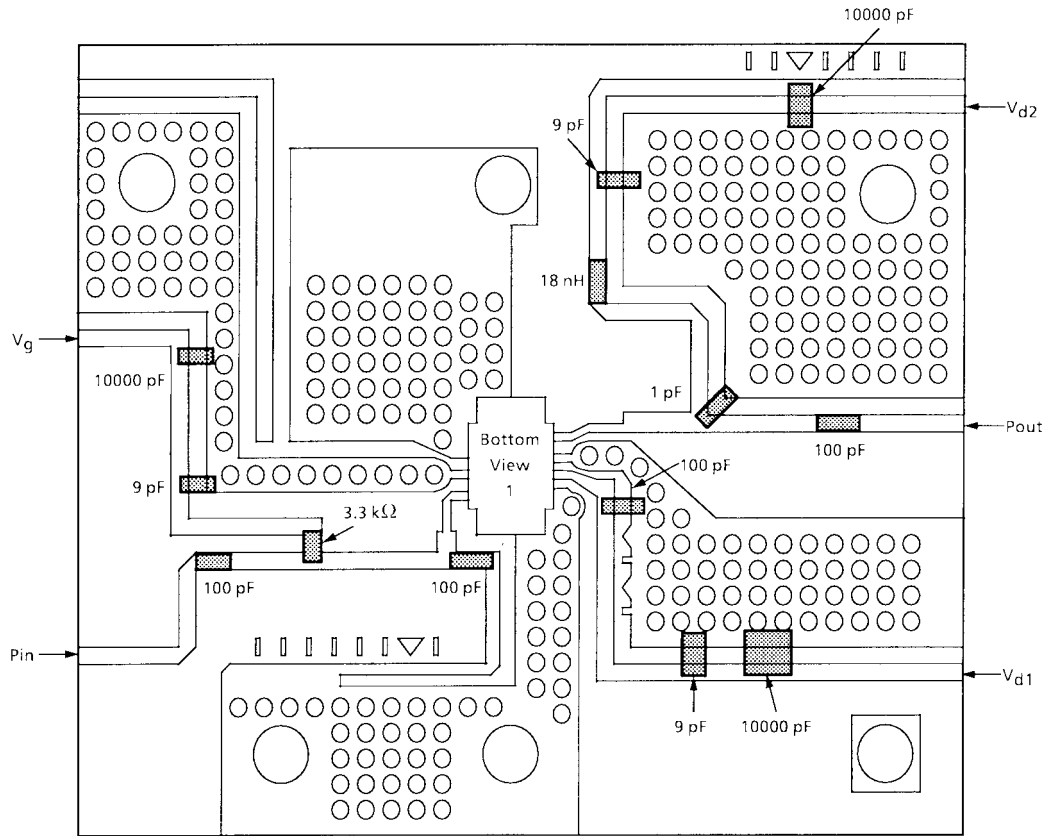
The circuits and measurements contained in this document are given only in the context of as examples of applications for these products.

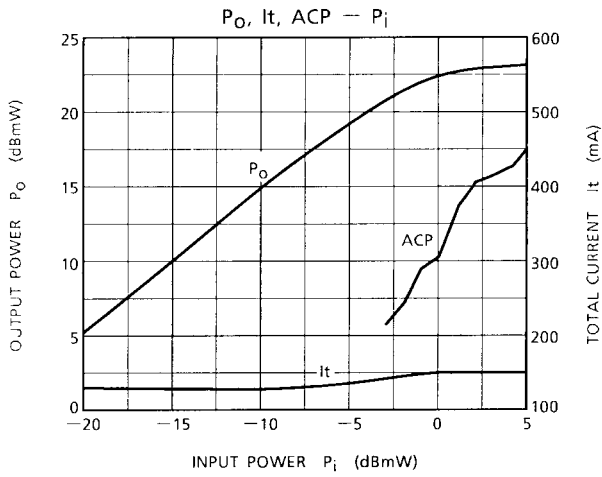
Moreover, these example application circuits are not intended for mass production, since the high-frequency characteristics (the AC characteristics) of these devices will be affected by the external components which the customer uses, by the design of the circuit and by various other conditions.

It is the responsibility of the customer to design external circuits which correctly implement the intended application, and to check the characteristics of the design.

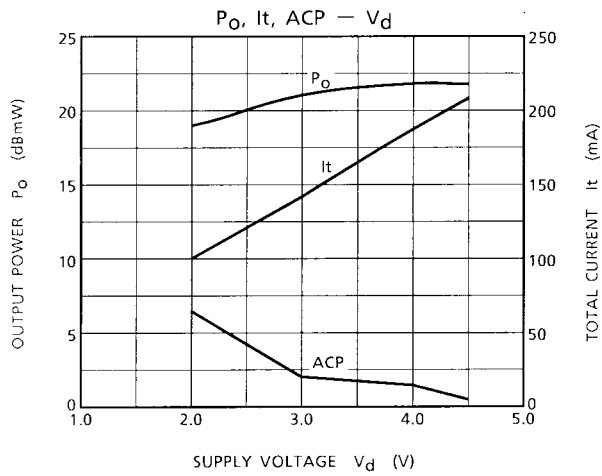
TOSHIBA assume no responsibility for the integrity of customer circuit designs or applications.

RF Test Board

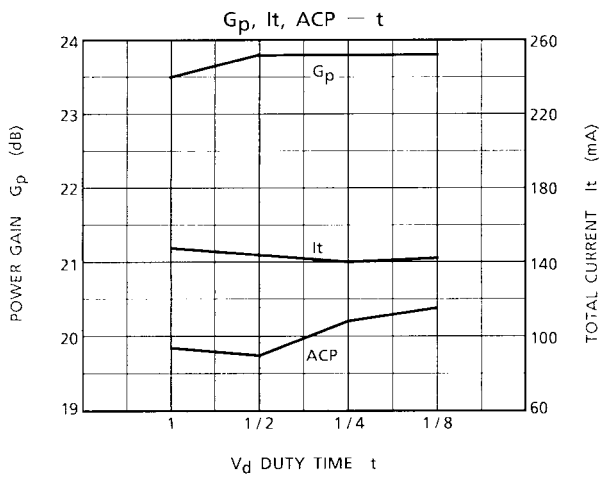




TEST CONDITION
 $V_d = 3\text{ V}$
 $V_g = 1\text{ V}$
 $f = 1.9\text{ GHz}$
 V_d operates at 1/2 duty time



TEST CONDITION
 $V_g = 1\text{ V}$
 $f = 1.9\text{ GHz}$
 $P_i = \text{Regulation}$
 V_d operates at 1/2 duty time

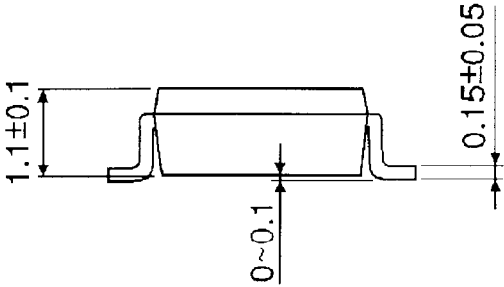
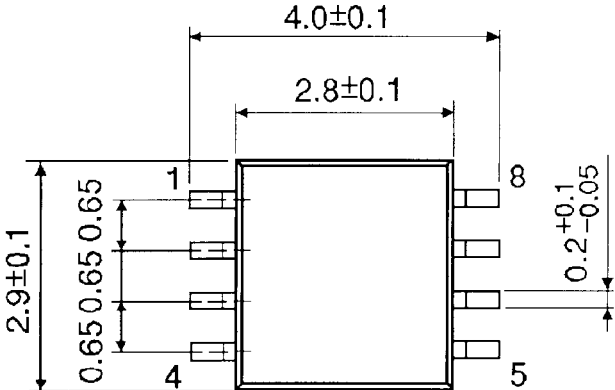


TEST CONDITION
 $V_d = 3\text{ V}$
 $V_g = 1\text{ V}$
 $f = 1.9\text{ GHz}$
 $P_i = \text{Regulation}$

Package Dimensions

SSOP8-P-0.65

Unit : mm



Weight : 0.02 g (Typ.)

RESTRICTIONS ON PRODUCT USE

020704EAC

- TOSHIBA is continually working to improve the quality and reliability of its products. Nevertheless, semiconductor devices in general can malfunction or fail due to their inherent electrical sensitivity and vulnerability to physical stress. It is the responsibility of the buyer, when utilizing TOSHIBA products, to comply with the standards of safety in making a safe design for the entire system, and to avoid situations in which a malfunction or failure of such TOSHIBA products could cause loss of human life, bodily injury or damage to property.
In developing your designs, please ensure that TOSHIBA products are used within specified operating ranges as set forth in the most recent TOSHIBA products specifications. Also, please keep in mind the precautions and conditions set forth in the "Handling Guide for Semiconductor Devices," or "TOSHIBA Semiconductor Reliability Handbook" etc..
- The TOSHIBA products listed in this document are intended for usage in general electronics applications (computer, personal equipment, office equipment, measuring equipment, industrial robotics, domestic appliances, etc.). These TOSHIBA products are neither intended nor warranted for usage in equipment that requires extraordinarily high quality and/or reliability or a malfunction or failure of which may cause loss of human life or bodily injury ("Unintended Usage"). Unintended Usage include atomic energy control instruments, airplane or spaceship instruments, transportation instruments, traffic signal instruments, combustion control instruments, medical instruments, all types of safety devices, etc.. Unintended Usage of TOSHIBA products listed in this document shall be made at the customer's own risk.
- Gallium Arsenide (GaAs) is a substance used in the products described in this document. GaAs dust or vapor is harmful to the human body. Do not break , cut, crush or dissolve chemically.
- The information contained herein is presented only as a guide for the applications of our products. No responsibility is assumed by TOSHIBA CORPORATION for any infringements of intellectual property or other rights of the third parties which may result from its use. No license is granted by implication or otherwise under any intellectual property or other rights of TOSHIBA CORPORATION or others.
- The information contained herein is subject to change without notice.