



# TS420-B/T

## SENSITIVE SCR

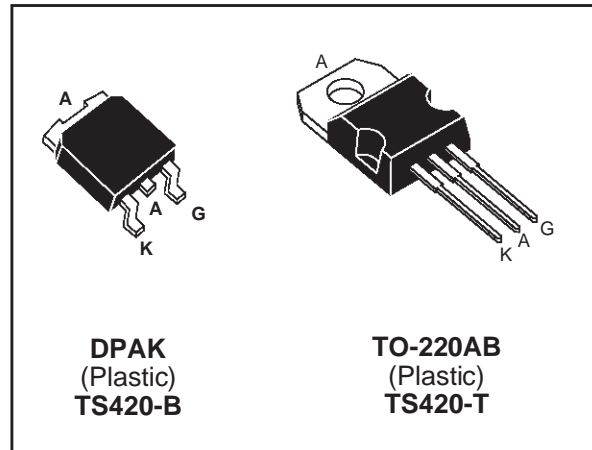
### FEATURES

- $I_{T(RMS)} = 4A$
- $V_{DRM}/V_{RRM} = 400, 600V, 700V$
- $I_{GT} < 200\mu A$
- SMD PACKAGE

### DESCRIPTION

The TS420-B/T series of SCR use a high performance TOPGLASS PNP technology.

The parts are intended for general purpose applications using surface mount or through hole technology.



**DPAK**  
(Plastic)  
**TS420-B**

**TO-220AB**  
(Plastic)  
**TS420-T**

### ABSOLUTE RATINGS (limiting values)

Symbol	Parameter		Value	Unit
$I_{T(RMS)}$	RMS on-state current (180° conduction angle)	$T_c = 115^\circ C$	4	A
$I_{T(AV)}$	Average on-state current (180° conduction angle)	$T_c = 115^\circ C$	2.5	A
$I_{TSM}$	Non repetitive surge peak on-state current ( $T_j$ initial = 25°C)	$t_p = 8.3ms$	33	A
		$t_p = 10ms$	30	
$I^2t$	$I^2t$ Value for fusing	$t_p = 10ms$	4.5	A <sup>2</sup> s
$di/dt$	Critical rate of rise of on-state current $I_G = 10 mA$ $di_G/dt = 0.1 A/\mu s$ .		100	A/ $\mu s$
$T_{stg}$ $T_j$	Storage junction temperature range Operating junction temperature range		- 40 to + 150 - 40 to + 125	°C
TI	Maximum temperature for soldering during 10s		260	°C

Symbol	Parameter	TS420-			Unit
		400B/T	600B/T	700B/T	
$V_{DRM}$	Repetitive peak off-state voltage	400	600	700	V
$V_{RRM}$	$T_j = 125^\circ C$ $R_{GK} = 220 \Omega$				

**THERMAL RESISTANCES**

Symbol	Parameter		Value	Unit
Rth(j-a)	Junction to ambient (S=0.5cm <sup>2</sup> )	DPAK	70	°C/W
		TO-220AB	60	
Rth(j-c)	Junction to case for DC	DPAK / TO-220AB	3.0	°C/W

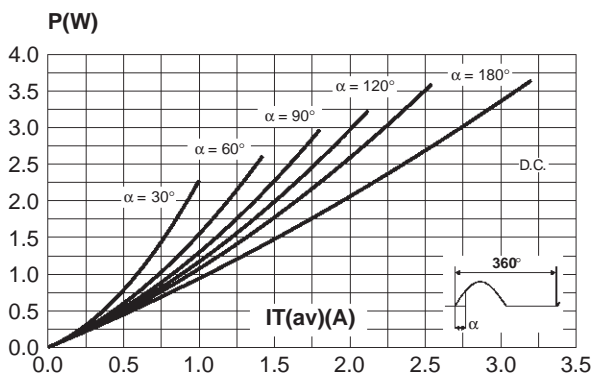
**GATE CHARACTERISTICS** (maximum values)

P<sub>G(AV)</sub> = 0.2 W P<sub>GM</sub> = 3 W (tp = 20 μs) I<sub>GM</sub> = 1.2 A (tp = 20 μs)

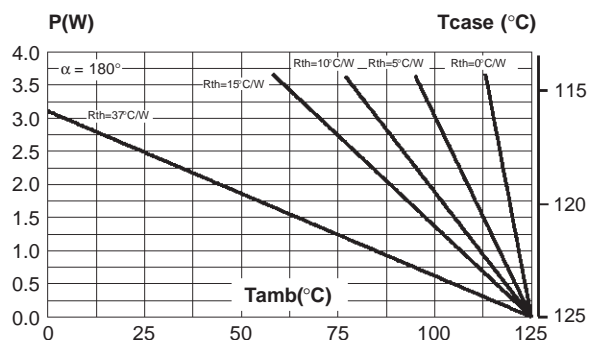
**ELECTRICAL CHARACTERISTICS**

Symbol	Test Conditions		Type	Value	Unit
I <sub>GT</sub>	V <sub>D</sub> =12V (DC) R <sub>L</sub> =33Ω	T <sub>j</sub> = 25°C	MAX	200	μA
V <sub>GT</sub>	V <sub>D</sub> =12V (DC) R <sub>L</sub> =33Ω	T <sub>j</sub> = 25°C	MAX	0.8	V
V <sub>GD</sub>	V <sub>D</sub> =V <sub>DRM</sub> R <sub>L</sub> =3.3kΩ R <sub>GK</sub> = 220 Ω	T <sub>j</sub> = 125°C	MIN	0.1	V
V <sub>RG</sub>	I <sub>RG</sub> = 10μA	T <sub>j</sub> = 25°C	MIN	8	V
I <sub>H</sub>	I <sub>T</sub> = 50mA R <sub>GK</sub> = 1 KΩ	T <sub>j</sub> = 25°C	MAX	5	mA
V <sub>TM</sub>	I <sub>TM</sub> = 8A tp=380μs	T <sub>j</sub> = 25°C	MAX	1.6	V
I <sub>DRM</sub>	V <sub>D</sub> = V <sub>DRM</sub> R <sub>GK</sub> = 220 Ω	T <sub>j</sub> = 25°C	MAX	5	mA
I <sub>RRM</sub>	V <sub>R</sub> = V <sub>R</sub> R <sub>GK</sub> = 220 Ω	T <sub>j</sub> = 125°C	MAX	1	mA
dV/dt	V <sub>D</sub> =67%V <sub>DRM</sub> R <sub>GK</sub> = 220 Ω	T <sub>j</sub> = 125°C	MIN	5	V/μs

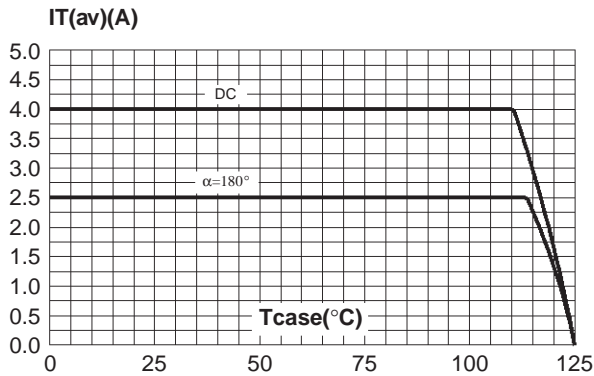
**Fig. 1:** Maximum average power dissipation versus average on-state current.



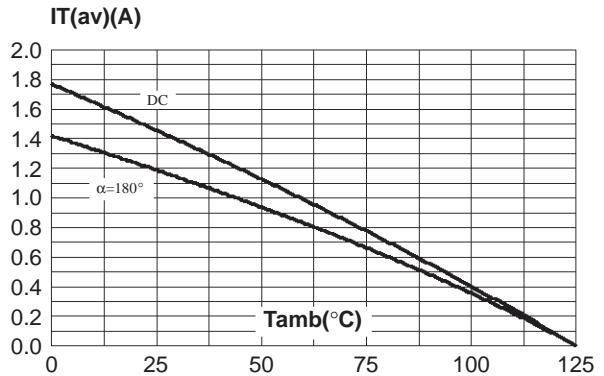
**Fig. 2:** Correlation between maximum average power dissipation and maximum allowable temperatures (Tamb and Tcase) for different thermal resistances heatsink + contact.



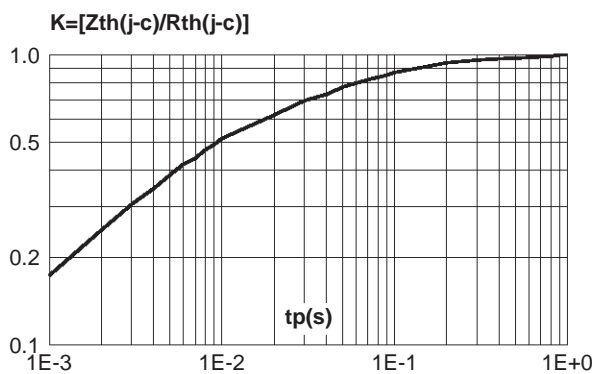
**Fig. 3-1:** Average and DC on-state current versus case temperature (TO-220AB).



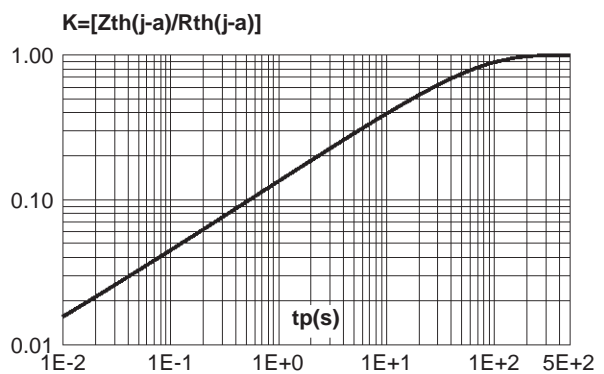
**Fig. 3-2:** Average and DC on-state current versus ambient temperature (device mounted on FR4 with recommended pad layout) (DPAK).



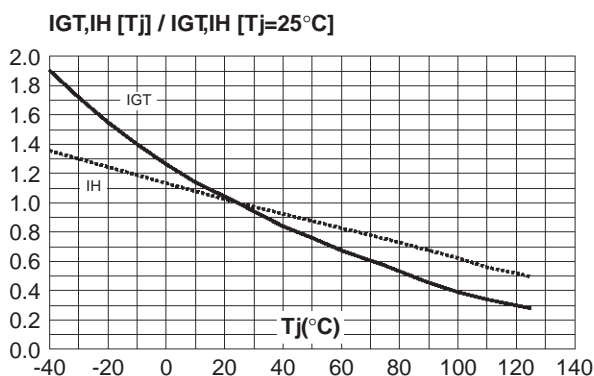
**Fig. 4-1:** Relative variation of thermal impedance junction to case versus pulse duration.



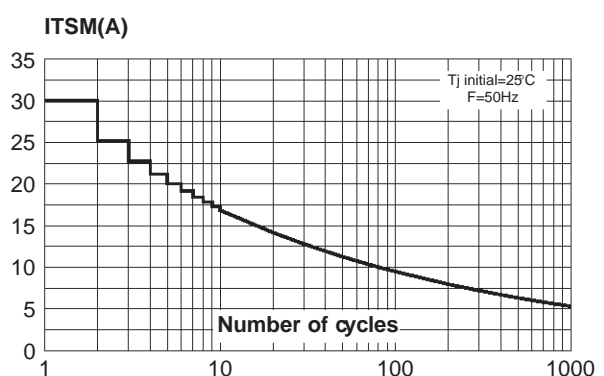
**Fig. 4-2:** Relative variation of thermal impedance junction to ambient versus pulse duration. (recommended pad layout) (DPAK).



**Fig. 5:** Relative variation of gate trigger current and holding current versus junction temperature.

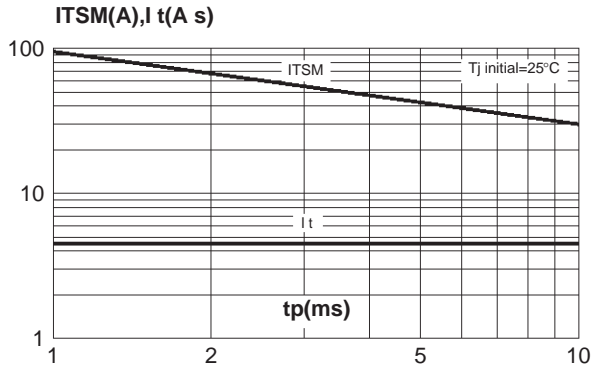


**Fig. 6:** Non repetitive surge peak on-state current versus number of cycles.

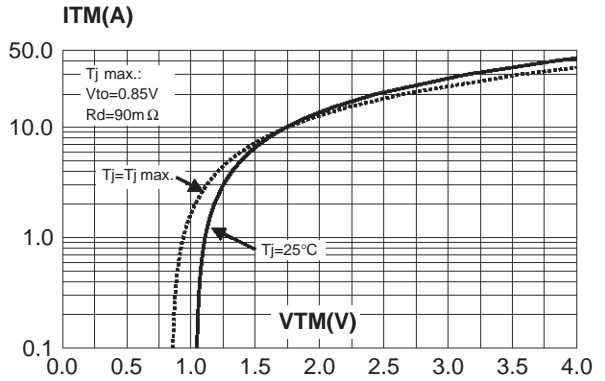


**TS420-xxxB/T**

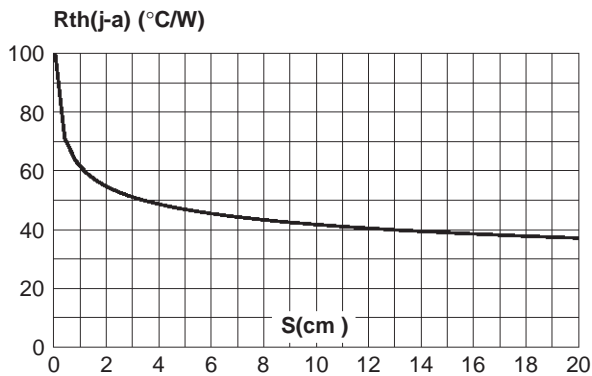
**Fig. 7:** Non repetitive surge peak on-state current for a sinusoidal pulse with width  $t_p < 10\text{ms}$ , and corresponding value of  $I^2t$ .



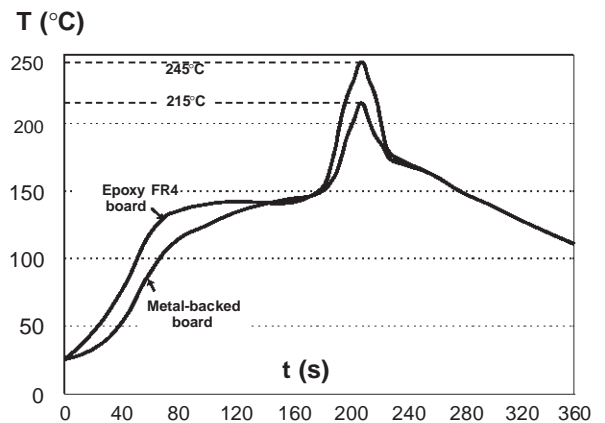
**Fig. 8:** On-state characteristics (maximum values).



**Fig. 9:** Thermal resistance junction to ambient versus copper surface under tab (Epoxy printed circuit board FR4, copper thickness:  $35\mu\text{m}$ ) (DPAK).

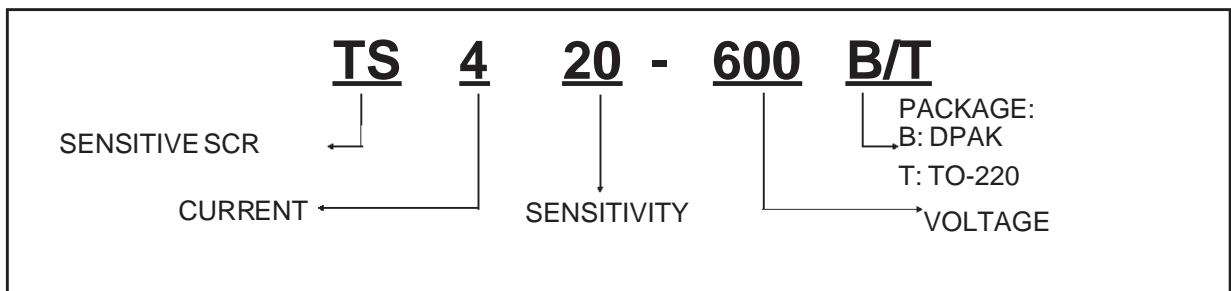


**Fig. 10:** Typical reflow soldering heat profile, either for mounting on FR4 or metal-backed boards.

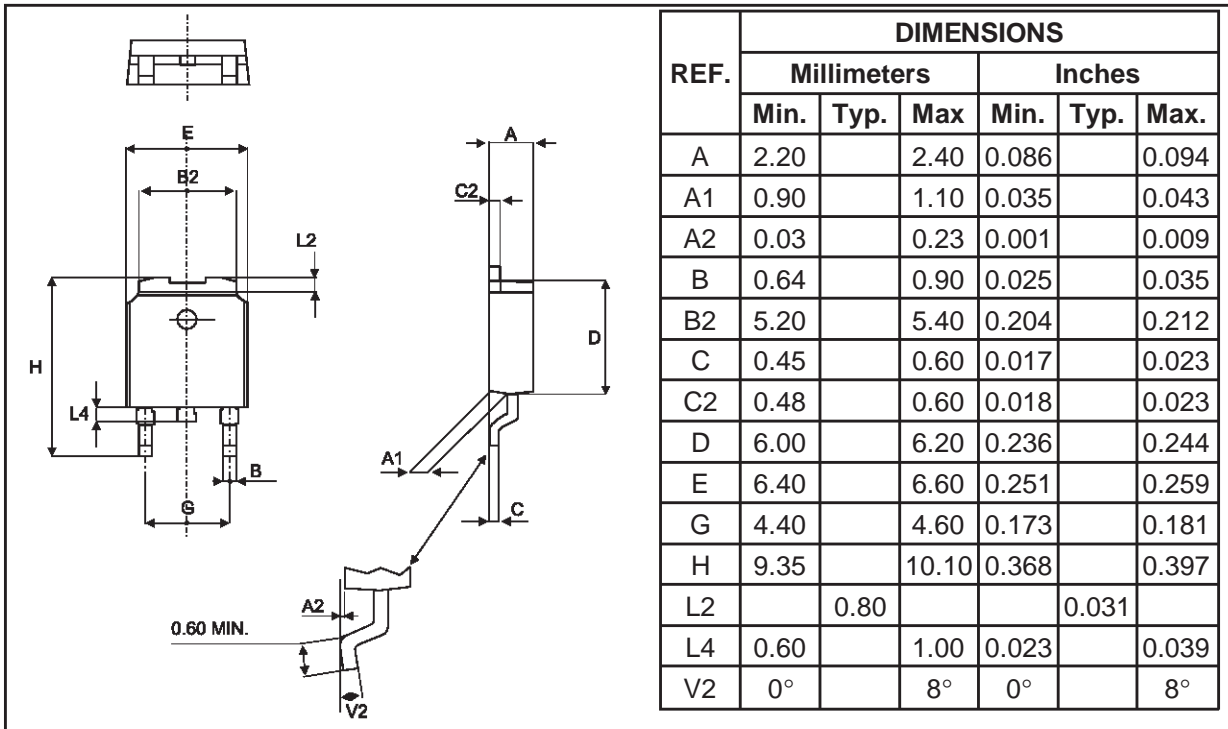


**ORDERING INFORMATION**

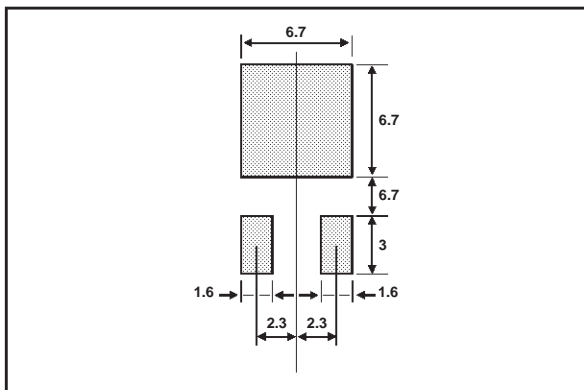
Add "-TR" suffix for Tape & Reel shipment



**PACKAGE MECHANICAL DATA**  
DPAK (Plastic)



**FOOT PRINT DIMENSIONS (in millimeters)**



# TS420-xxxB/T

## PACKAGE MECHANICAL DATA TO-220AB(Plastic)

REF.	DIMENSIONS			
	Millimeters		Inches	
	Min.	Max.	Min.	Max.
A	4.40	4.60	0.173	0.181
C	1.23	1.32	0.048	0.051
D	2.40	2.72	0.094	0.107
E	0.49	0.70	0.019	0.027
F	0.61	0.88	0.024	0.034
F1	1.14	1.70	0.044	0.066
F2	1.14	1.70	0.044	0.066
G	4.95	5.15	0.194	0.202
G1	2.40	2.70	0.094	0.106
H2	10	10.40	0.393	0.409
L2	16.4 typ.		0.645 typ.	
L4	13	14	0.511	0.551
L5	2.65	2.95	0.104	0.116
L6	15.25	15.75	0.600	0.620
L7	6.20	6.60	0.244	0.259
L9	3.50	3.93	0.137	0.154
M	2.6 typ.		0.102 typ.	
Diam.	3.75	3.85	0.147	0.151

Type	Marking	Package	Weight	Base qty	Delivery mode
TS420-B	TS420x0	DPAK	0.3 g.	75	Tube
				2500	Tape and Reel
TS420-T	TS420x00T	TO-220AB	20 g.	50	Tube

Information furnished is believed to be accurate and reliable. However, STMicroelectronics assumes no responsibility for the consequences of use of such information nor for any infringement of patents or other rights of third parties which may result from its use. No license is granted by implication or otherwise under any patent or patent rights of STMicroelectronics. Specifications mentioned in this publication are subject to change without notice. This publication supersedes and replaces all information previously supplied. STMicroelectronics products are not authorized for use as critical components in life support devices or systems without express written approval of STMicroelectronics.

The ST logo is a registered trademark of STMicroelectronics

© 1998 STMicroelectronics - Printed in Italy - All rights reserved.

STMicroelectronics GROUP OF COMPANIES

Australia - Brazil - Canada - China - France - Germany - Italy - Japan - Korea - Malaysia - Malta - Mexico - Morocco - The Netherlands - Singapore - Spain - Sweden - Switzerland - Taiwan - Thailand - United Kingdom - U.S.A.

<http://www.st.com>