

Rectifier diode

1SR154-400 / 1SR154-600

●Applications

- 1) General purpose rectification
- 2) Surge absorption

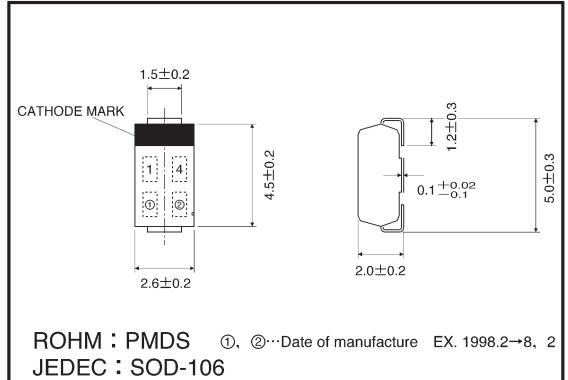
●Features

- 1) Small surface mounting type. (PMDS)
- 2) High reliability.
- 3) Outstanding reverse surge capability.

●Construction

Silicon diffused junction

●External dimensions (Units: mm)



●Absolute maximum ratings (Ta = 25°C)

Parameter		Symbol	Limits	Unit
Absolute peak reverse voltage	1SR154-400	V_{RSM}	500	V
	1SR154-600		750	
Peak reverse voltage	1SR154-400	V_{RM}	400	V
	1SR154-600		600	
Mean rectifying current*1		I_o	1.0	A
Peak forward surge current*2		I_{FSM}	30	A
Junction temperature		T_j	150	°C
Storage temperature		T_{stg}	-55~+150	°C

*1 When mounted on an alumina PCB board *2 60 Hz for 1 \varnothing

●Electrical characteristics (Ta = 25°C)

Parameter	Symbol	Min.	Typ.	Max.	Unit	Conditions
Forward voltage	V_F	—	0.95	1.1	V	$I_F=1.0A$
Reverse current	1SR154-400	—	0.030	10	μA	$V_R=400V$
	1SR154-600	—	0.040	10		$V_R=600V$

●Electrical characteristic curves (Ta = 25°C unless specified otherwise)

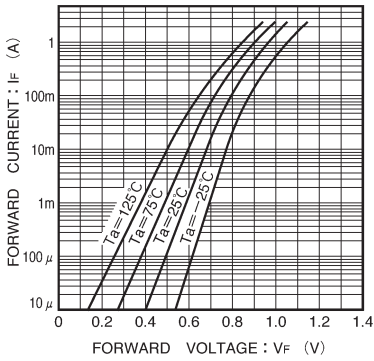


Fig. 1 Forward characteristics

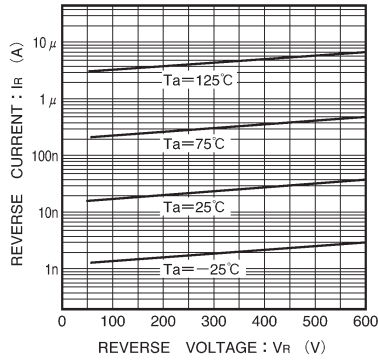


Fig. 2 Reverse characteristics

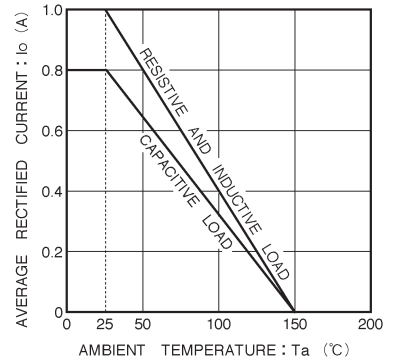


Fig. 3 Derating curve

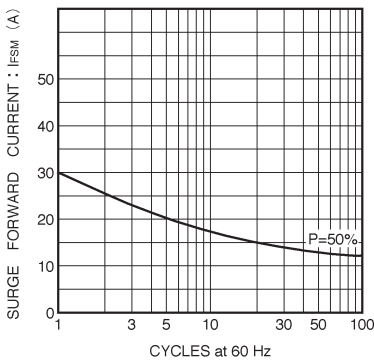


Fig. 4 Surge current characteristics