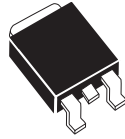


CSHD6-60C

SCHOTTKY RECTIFIER  
DUAL, COMMON CATHODE  
6.0 AMPS, 60 VOLTS

**DPAK**  
POWER!



DPAK RECTIFIER CASE

**Central**<sup>TM</sup>  
**Semiconductor Corp.**

**DESCRIPTION:**

The CENTRAL SEMICONDUCTOR CSHD6-60C is a Silicon Schottky Rectifier designed for surface mount fast switching applications requiring a low forward voltage drop.

**MARKING CODE: FULL PART NUMBER**

**MAXIMUM RATINGS:** ( $T_C=25^\circ\text{C}$  unless otherwise noted)

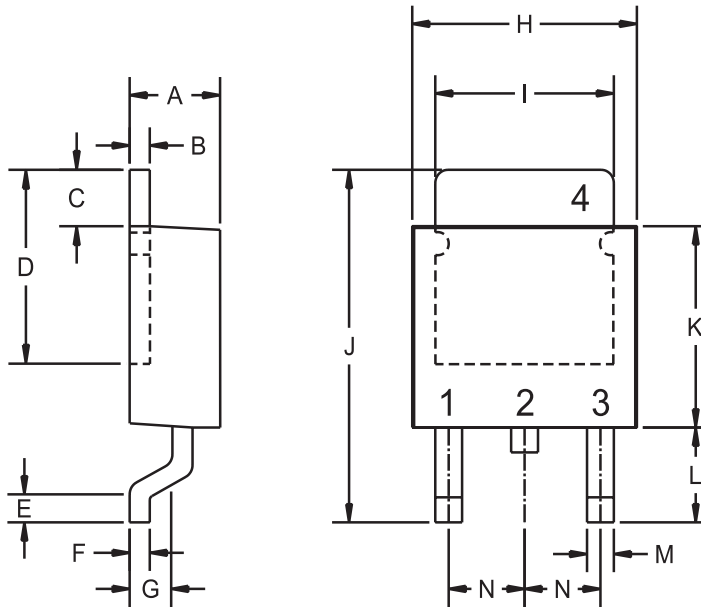
	SYMBOL		UNITS
Peak Repetitive Reverse Voltage	$V_{RRM}$	60	V
Average Rectified Forward Current ( $T_C=120^\circ\text{C}$ )	$I_O$	6.0	A
Peak Forward Surge Current ( $t_p=10\text{ms}$ )	$I_{FSM}$	50	A
Peak Repetitive Reverse Surge Current ( $t_p=2\mu\text{s}$ )	$I_{RRM}$	1.0	A
Critical Rate of Rise of Reverse Voltage	$dv/dt$	10,000	V/ $\mu\text{s}$
Operating and Storage			
Junction Temperature	$T_J, T_{stg}$	-65 to +150	$^\circ\text{C}$
Thermal Resistance Per Diode	$\theta_{JC}$	3.5	$^\circ\text{C/W}$

**ELECTRICAL CHARACTERISTICS PER DIODE:** ( $T_C=25^\circ\text{C}$  unless otherwise noted)

SYMBOL	TEST CONDITIONS	MIN	MAX	UNIT
$I_R$	$V_R=60\text{V}$		30	$\mu\text{A}$
$I_R$	$V_R=60\text{V}, T_C=125^\circ\text{C}$		10	mA
$V_F$	$I_F=3.0\text{A}$		0.70	V
$V_F$	$I_F=3.0\text{A}, T_C=125^\circ\text{C}$		0.65	V
$V_F$	$I_F=6.0\text{A}$		0.90	V
$V_F$	$I_F=6.0\text{A}, T_C=125^\circ\text{C}$		0.85	V

R6 (26-September 2002)

DPAK RECTIFIER CASE - MECHANICAL OUTLINE



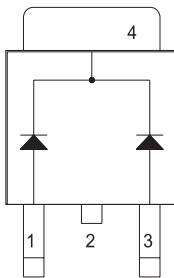
R1

**LEAD CODE:**

- 1) ANODE # 1
- 2) CATHODE
- 3) ANODE # 2
- 4) CATHODE

PIN 2 IS COMMON TO THE TAB (4).

**MARKING CODE: FULL PART NUMBER**



SYMBOL	INCHES		MILLIMETERS	
	MIN	MAX	MIN	MAX
A	0.093	0.108	2.35	2.75
B	0.016	0.024	0.40	0.60
C	0.063		1.60	
D	0.203	0.219	5.15	5.55
E	0.012	0.028	0.30	0.70
F	0.020		0.50	
G	0.035	0.051	0.90	1.30
H	0.252	0.268	6.40	6.80
I	0.197	0.213	5.00	5.40
J	-	0.394	-	10.00
K	0.209	0.224	5.30	5.70
L	0.090	0.106	2.30	2.70
M	0.016	0.031	0.40	0.80
N	0.091		2.30	

DPAK RECTIFIER (REV: R1)