



2SA1590/2SC4121

PNP/NPN Epitaxial Planar Silicon Transistors

Switching Applications (with Bias Resistance)

Applications

- Switching circuit, inverter circuit, interface circuit, driver circuit.

Features

- On-chip bias resistance ($R_1 = 22k\Omega, R_2 = \infty$)
- Small-sized package (SPA)

(): 2SA1590

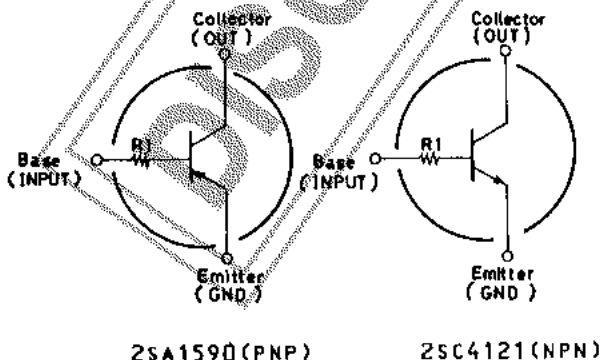
Absolute Maximum Ratings at $T_a = 25^\circ C$

			unit
Collector to Base Voltage	V_{CB0}	(-)50	V
Collector to Emitter Voltage	V_{CEO}	(-)50	V
Emitter to Base Voltage	V_{EBO}	(-)5	V
Collector Current	I_C	(-)100	mA
Collector Current (Pulse)	I_{CP}	(-)200	mA
Collector Dissipation	P_C	300	mW
Junction Temperature	T_J	150	$^\circ C$
Storage Temperature	T_{stg}	-55 to +150	$^\circ C$

Electrical Characteristics at $T_a = 25^\circ C$

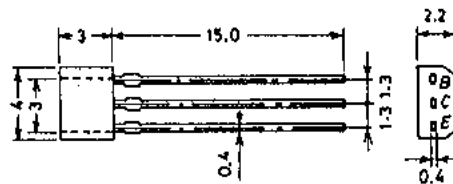
			min	typ	max	unit
Collector Cutoff Current	I_{CB0}	$V_{CB} = (-)40V, I_E = 0$			(-)0.1	μA
Emitter Cutoff Current	I_{EBO}	$V_{EB} = (-)5V, I_C = 0$			(-)0.1	μA
DC Current Gain	h_{FE}	$V_{CE} = (-)5V, I_C = (-)10mA$	140			
Gain-Bandwidth Product	f_T	$V_{CE} = (-)10V, I_C = (-)5mA$		250 (200)		MHz
Output Capacitance	c_{ob}	$V_{CB} = (-)10V, f = 1MHz$		3.7 (5.5)		pF
C-E Saturation Voltage	$V_{CE(sat)}$	$I_C = (-)10mA, I_B = (-)0.5mA$		(-)0.1	(-)0.3	V
C-B Breakdown Voltage	$V_{(BR)CBO}$	$I_C = (-)10\mu A, I_E = 0$	(-)50			V
C-E Breakdown Voltage	$V_{(BR)CEO}$	$I_C = (-)100\mu A, R_{BE} = \infty$	(-)50			V
Input OFF-State Voltage	$V_{I(off)}$	$V_{CE} = (-)5V, I_C = (-)100\mu A$	(-)0.4	0.55	(-)0.8	V
Input ON-State Voltage	$V_{I(on)}$	$V_{CE} = (-)0.2V, I_C = 10mA$	(-)0.8	(-)2.0	(-)0.4	V
Input Resistance	R_1		15	22	29	k Ω

Electrical Connection



Case Outline 2033

(unit: mm)

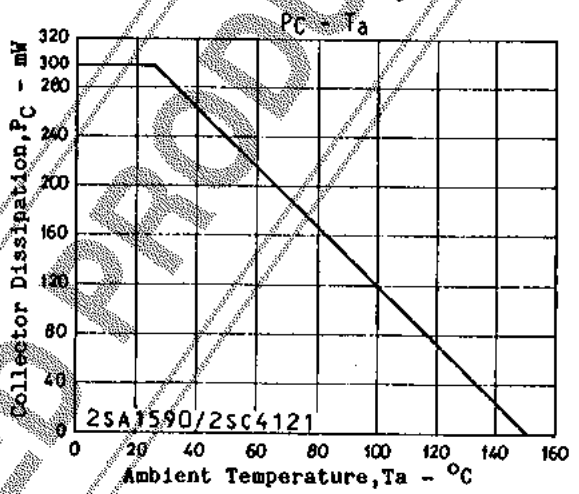
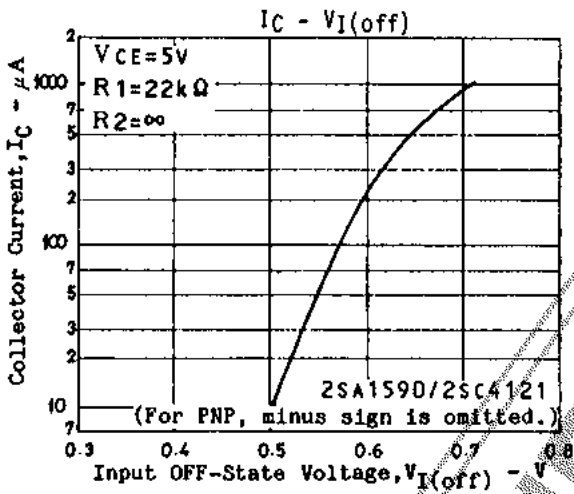
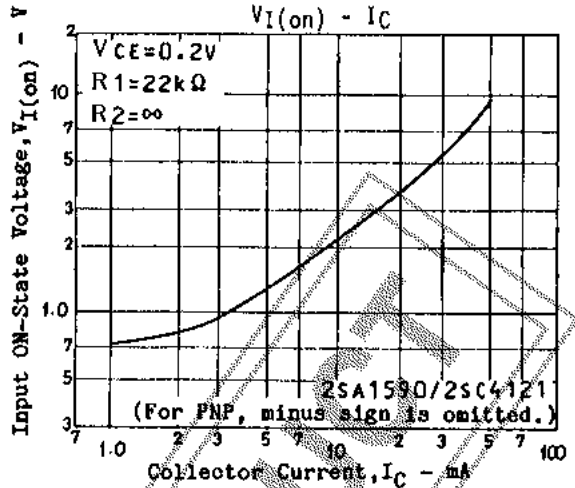
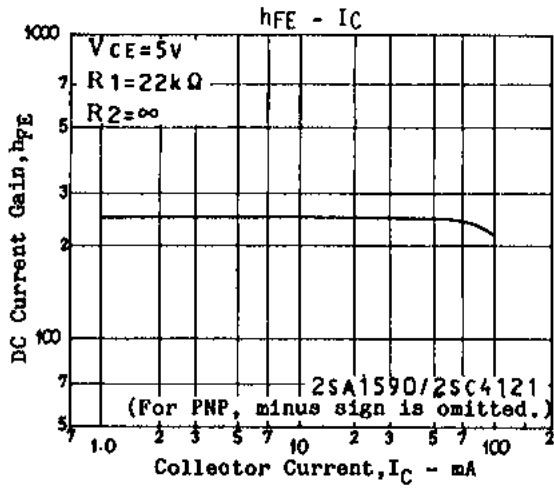


B: Base
C: Collector
E: Emitter
SANYO: SPA

Specifications and information herein are subject to change without notice.

SANYO Electric Co., Ltd. Semiconductor Business Headquarters
TOKYO OFFICE Tokyo Bldg., 1-10, 1 Chome, Ueno, Taito-ku, TOKYO, 110 JAPAN

2SA1590/2SC4121



DISCONTINUED