

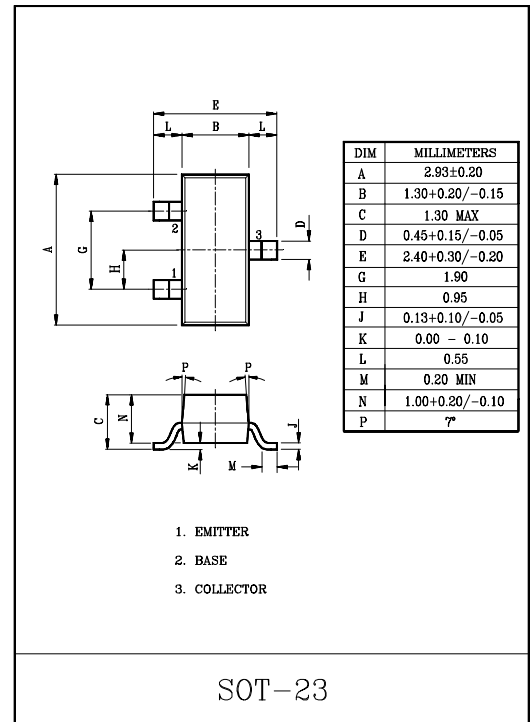
FOR MUTING AND SWITCHING APPLICATION.

### FEATURES

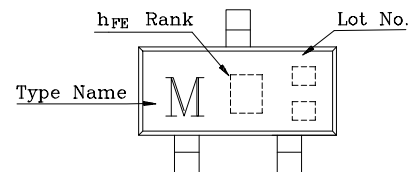
- High Emitter-Base Voltage :  $V_{EBO}=25V(\text{Min.})$
- High Reverse  $h_{FE}$   
: Reverse  $h_{FE}=150(\text{Typ.})$  ( $V_{CE}=-2V, I_C=-2mA$ )
- Low on Resistance :  $R_{ON}=1\Omega(\text{Typ.})$ , ( $I_B=5mA$ )

### MAXIMUM RATINGS ( $T_a=25^\circ C$ )

CHARACTERISTIC	SYMBOL	RATING	UNIT
Collector-Base Voltage	$V_{CBO}$	50	V
Collector-Emitter Voltage	$V_{CEO}$	20	V
Emitter-Base Voltage	$V_{EBO}$	25	V
Collector Current	$I_C$	300	mA
Base Current	$I_B$	60	mA
Collector Power Dissipation	$P_C$	150	mW
Junction Temperature	$T_j$	125	$^\circ C$
Storage Temperature Range	$T_{stg}$	-55~125	$^\circ C$



### Marking



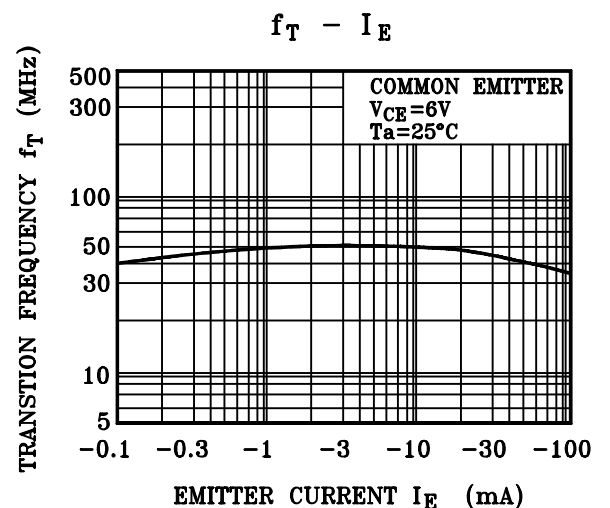
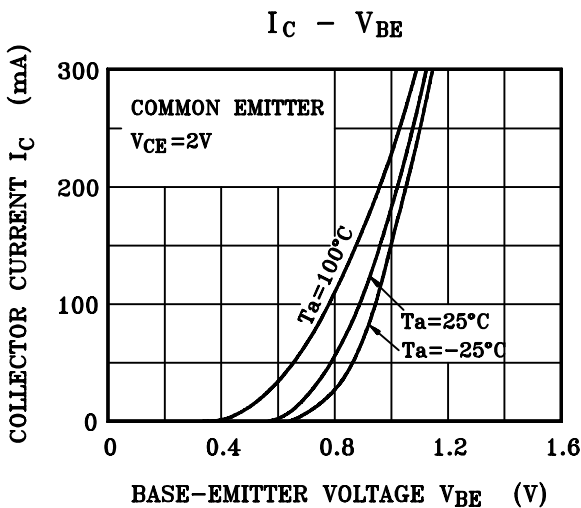
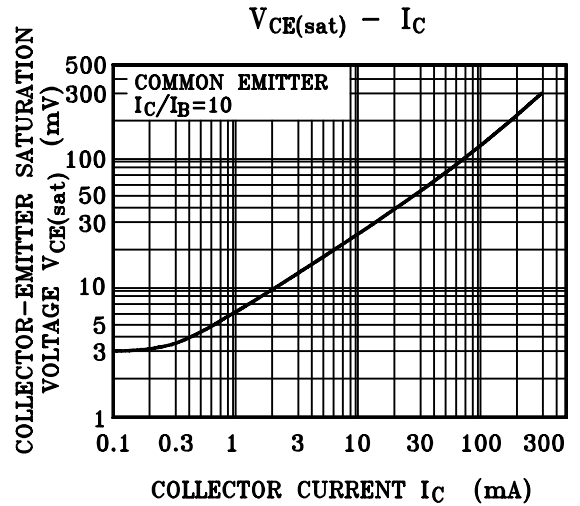
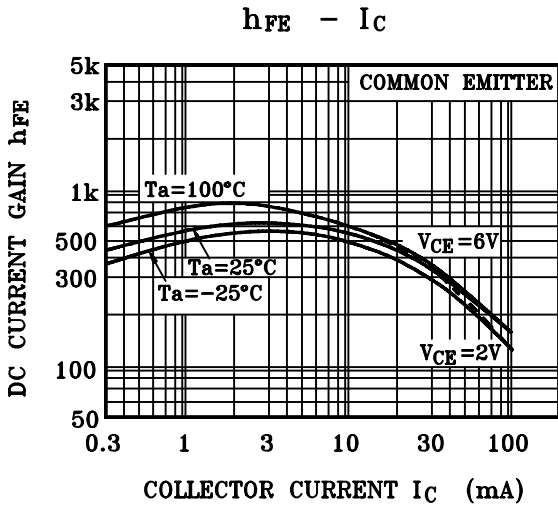
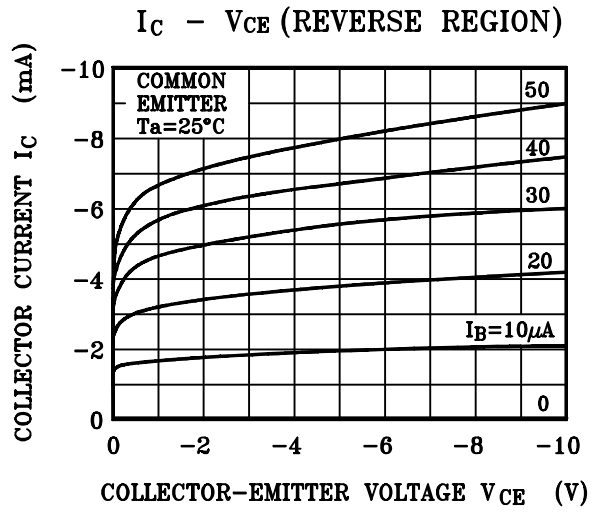
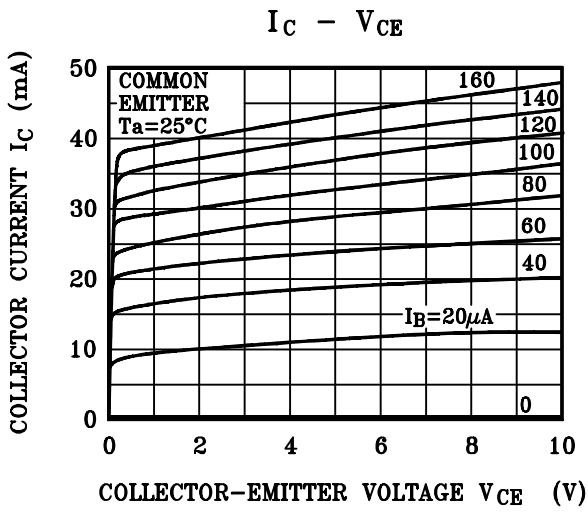
### ELECTRICAL CHARACTERISTICS ( $T_a=25^\circ C$ )

CHARACTERISTIC	SYMBOL	TEST CONDITION	MIN.	TYP.	MAX.	UNIT
Collector Cut-off Current	$I_{CBO}$	$V_{CB}=50V, I_E=0$	-	-	0.1	$\mu A$
Emitter Cut-off Current	$I_{EBO}$	$V_{EB}=25V, I_C=0$	-	-	0.1	$\mu A$
DC Current Gain (Note)	$h_{FE}$	$V_{CE}=2V, I_C=4mA$	200	-	1200	
Collector-Emitter Saturation Voltage	$V_{CE(sat)}$	$I_C=30mA, I_B=3mA$	-	0.042	0.3	V
Base-Emitter Voltage	$V_{BE}$	$V_{CE}=2V, I_C=4mA$	-	0.61	-	V
Transition Frequency	$f_T$	$V_{CE}=6V, I_C=4mA$	-	30	-	MHz
Collector Output Capacitance	$C_{ob}$	$V_{CB}=10V, I_E=0, f=1MHz$	-	4.8	7	pF
Switching Time	Turn-on Time	$t_{ON}$	-	160	-	nS
	Storage Time	$t_{stg}$	-	500	-	
	Fall Time	$t_f$	-	130	-	

DUTY CYCLE ≤ 2%

Note :  $h_{FE}$  Classification    A: 200~700    ,    B: 350~1200

# KTC2875



# KTC2875

