

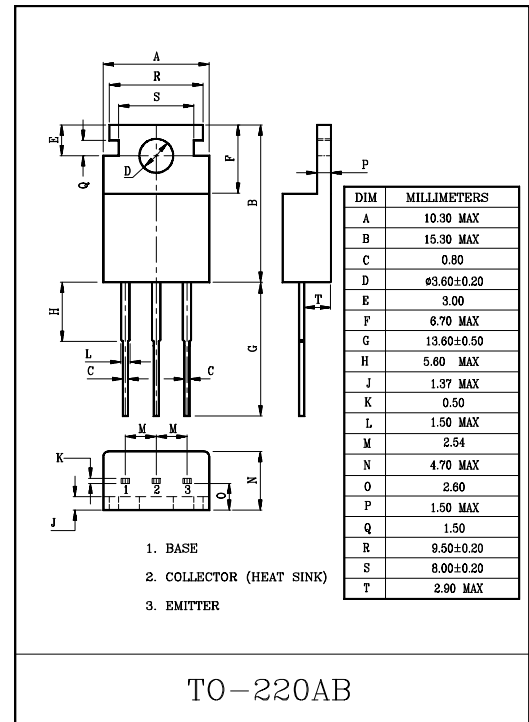
B/W TV HORIZONTAL DEFLECTION
OUTPUT APPLICATION.

FEAUTRES

- Large Collector Current Capability.
- Large Collector Power Dissipation Capability.

MAXIMUM RATINGS (Ta=25°C)

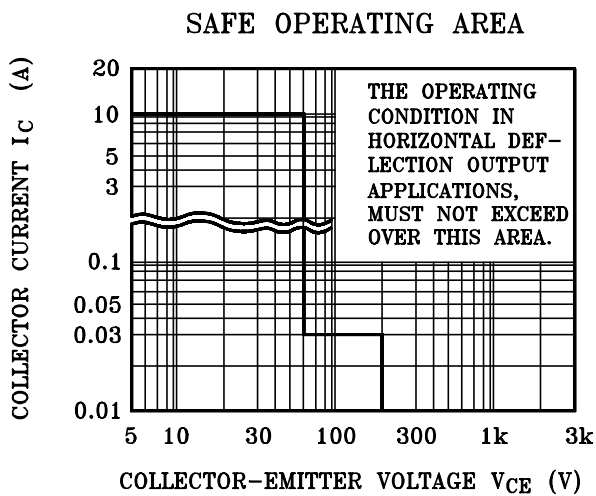
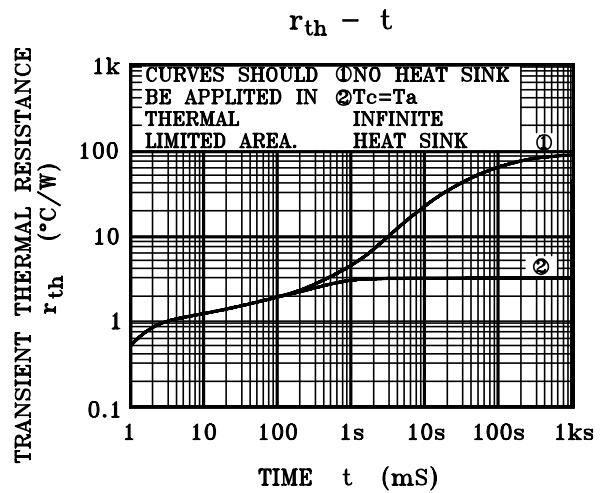
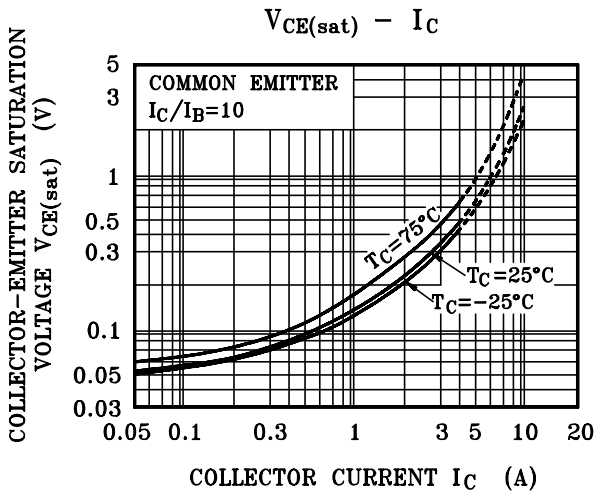
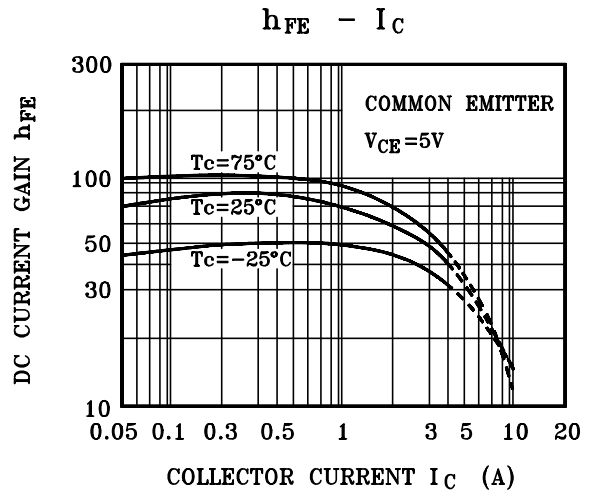
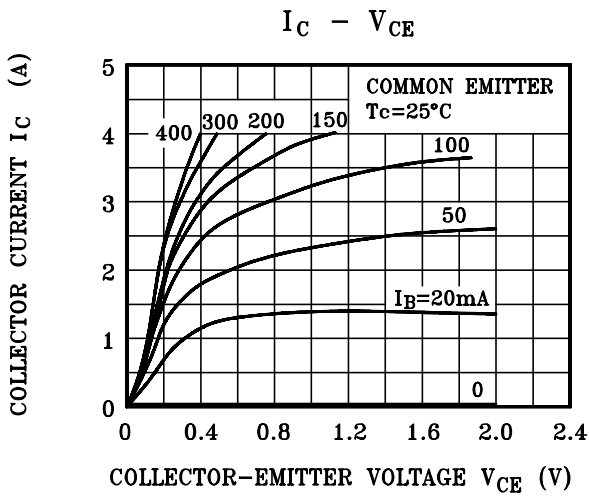
CHARACTERISTIC	SYMBOL	RATING	UNIT	
Collector-Base Voltage	V_{CBO}	200	V	
Collector-Emitter Voltage	V_{CEO}	60	V	
Emitter-Base Voltage	V_{EBO}	5	V	
Collector Current	I_C	4	A	
	I_{CP}	10		
Base Current	I_B	1	A	
Collector Power Dissipation	P_C	Ta=25°C	2	W
		Tc=25°C	40	
Junction Temperature	T_j	150	°C	
Storage Temperature Range	T_{stg}	-55~150	°C	



ELECTRICAL CHARACTERISTICS (Ta=25°C)

CHARACTERISTIC	SYMBOL	TEST CONDITION	MIN.	TYP.	MAX.	UNIT
Collector Cut-off Current	I_{CBO}	$V_{CB}=170V, I_E=0$	-	-	10	μA
Emitter Cut-off Current	I_{EBO}	$V_{EB}=5V, I_C=0$	-	-	10	μA
DC Current Gain	$h_{FE}(1)$	$V_{CE}=5V, I_C=1A$	30	-	150	
	$h_{FE}(2)$	$V_{CE}=5V, I_C=4A$	20	40	-	
Collector-Emitter Saturation Voltage	$V_{CE(sat)}$	$I_C=4A, I_B=0.4A$	-	-	1.0	V
Base-Emitter Saturation Voltage	$V_{BE(sat)}$	$I_C=4A, I_B=0.4A$	-	-	1.5	V
Transition Frequency	f_T	$V_{CE}=5V, I_C=0.5A$	-	8.0	-	MHz

KTC3231



TEST CIRCUIT

