

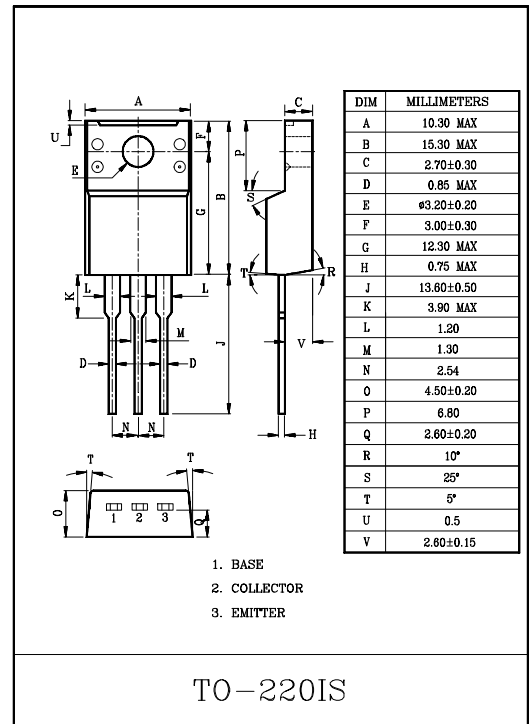
SWITCHING REGULATOR APPLICATION.
HIGH VOLTAGE SWITCHING APPLICATION.
HIGH SPEED DC-DC CONVERTER APPLICATION.

FEATURES

- Excellent Switching Times
: $t_{on}=1.0\mu S(\text{Max.})$, $t_f=0.5\mu S(\text{Max.})$ at $I_C=1.5A$.
- High Collector Voltage : $V_{CEO}=400V$.

MAXIMUM RATINGS ($T_a=25^\circ C$)

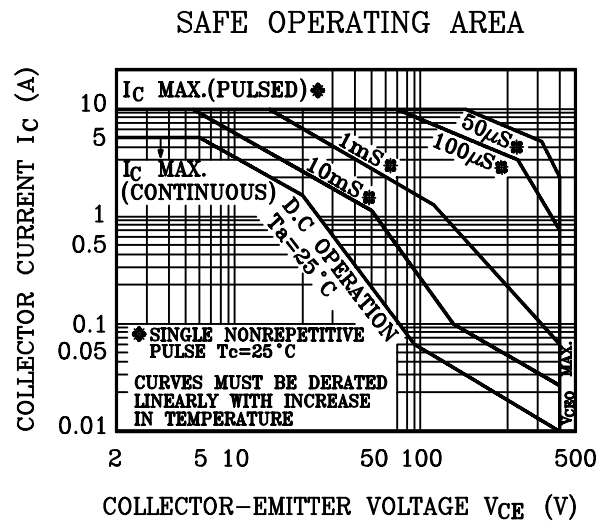
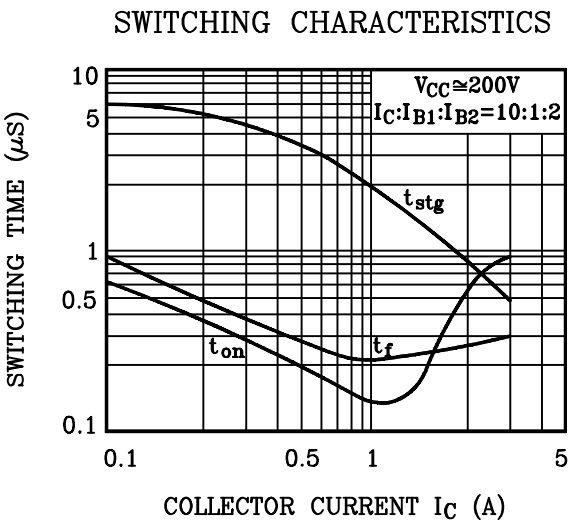
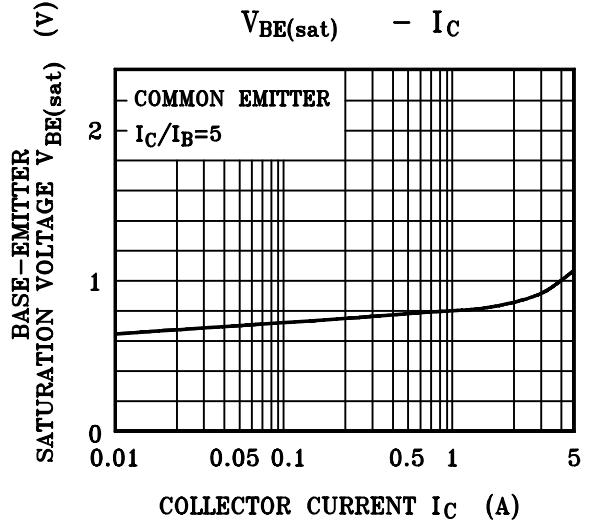
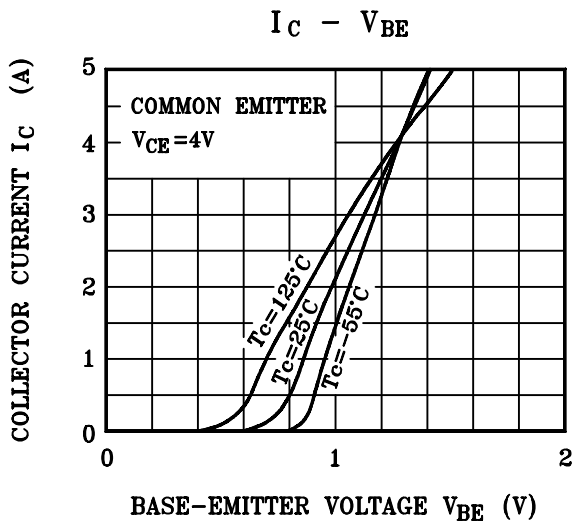
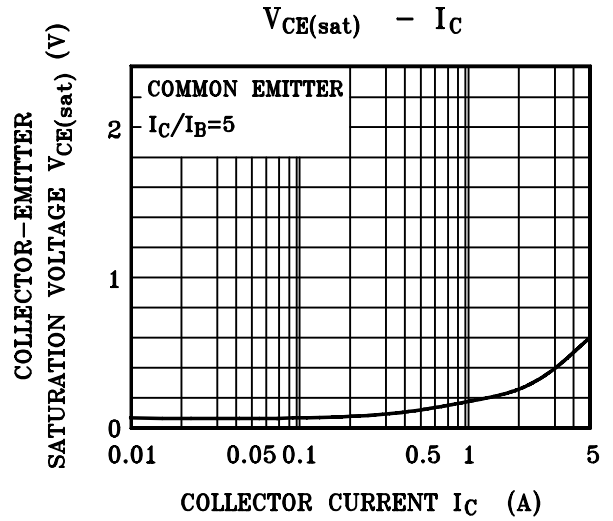
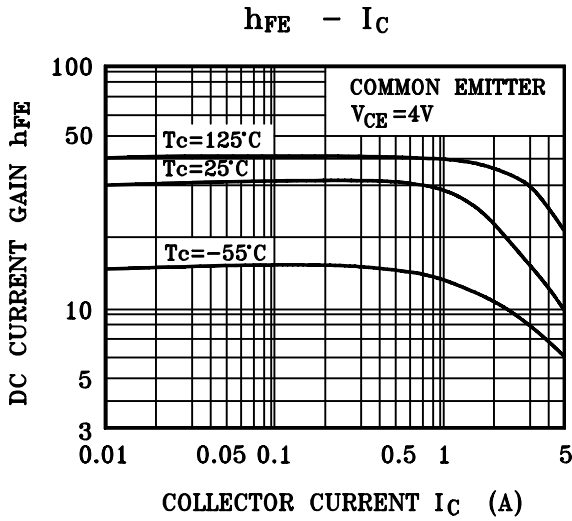
CHARACTERISTIC		SYMBOL	RATING	UNIT
Collector-Base Voltage		V_{CBO}	500	V
Collector-Emitter Voltage		V_{CEO}	400	V
Emitter-Base Voltage		V_{EBO}	7	V
Collector Current	DC	I_C	5	A
	Pulse	I_{CP}	10	
Base Current		I_B	2	A
Collector Power Dissipation ($T_c=25^\circ C$)		P_C	30	W
Junction Temperature		T_j	150	$^\circ C$
Storage Temperature Range		T_{stg}	-55~150	$^\circ C$



ELECTRICAL CHARACTERISTICS ($T_a=25^\circ C$)

CHARACTERISTIC		SYMBOL	TEST CONDITION	MIN.	TYP.	MAX.	UNIT
Collector Cut-off Current		I_{CBO}	$V_{CB}=500V$, $I_E=0$	-	-	100	μA
Emitter Cut-off Current		I_{EBO}	$V_{EB}=7V$, $I_C=0$	-	-	100	μA
Collector-Emitter Breakdown Voltage		$V_{(BR)CEO}$	$I_C=10mA$, $I_B=0$	400	-	-	V
DC Current Gain		$h_{FE}(1)$	$V_{CE}=4V$, $I_C=0.1A$	20	-	-	
		$h_{FE}(2)$	$V_{CE}=4V$, $I_C=1.5A$	10	-	40	
Collector-Emitter Saturation Voltage		$V_{CE(sat)}$	$I_C=1.5A$, $I_B=0.3A$	-	-	0.5	V
Base-Emitter Saturation Voltage		$V_{BE(sat)}$	$I_C=1.5A$, $I_B=0.3A$	-	-	1.0	V
Transition Frequency		f_T	$V_{CE}=12V$, $I_C=0.3A$	-	20	-	MHz
Switching Time	Turn-on Time	t_{on}		-	-	1.0	μS
	Storage Time	t_{stg}		-	-	2.5	
	Fall Time	t_f		-	-	0.5	

KTC4419



KTC4419

