

FEATURES

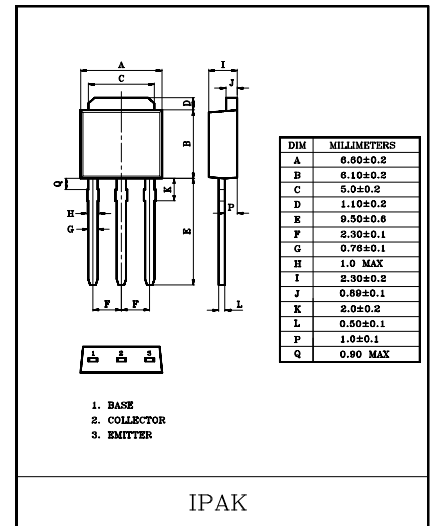
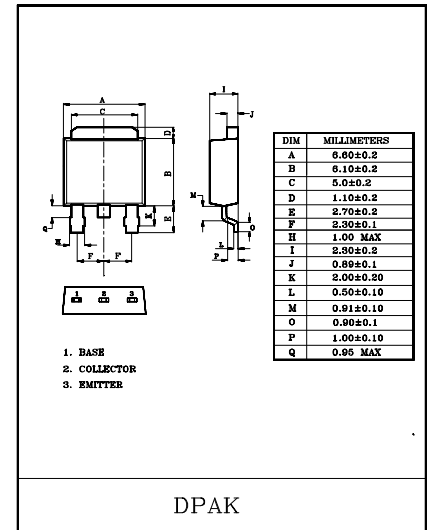
- Low Collector Saturation Voltage
: $V_{CE(sat)}=0.13V$ (Typ.) at ($I_C=4A$, $I_B=0.05A$).
- Large Collector Current.
: $I_C=10A$ (dc), $I_C=15A$ (10ms, single pulse)
- Complementary pair with KTA1834D/L.

APPLICATION

- Low Frequency Power Amplifier.

MAXIMUM RATINGS ($T_a=25^\circ C$)

CHARACTERISTIC		SYMBOL	RATING	UNIT
Collector-Base Voltage		V_{CBO}	30	V
Collector-Emitter Voltage		V_{CEO}	20	V
Emitter-Base Voltage		V_{EBO}	6	V
Collector Current		I_C	10	A
		I_{CP}	15	
Base Current		I_B	2	A
Collector Power Dissipation	$T_a=25^\circ C$	P_C	1.3	W
	$T_c=25^\circ C$		10	
Junction Temperature		T_j	150	$^\circ C$
Storage Temperature Range		T_{stg}	-55~150	$^\circ C$

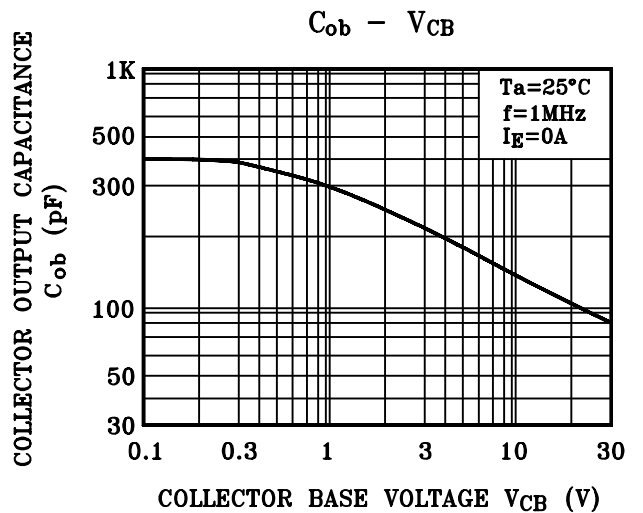
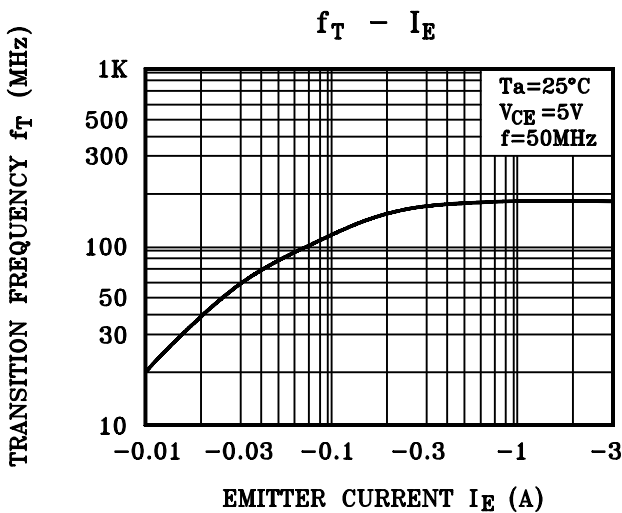
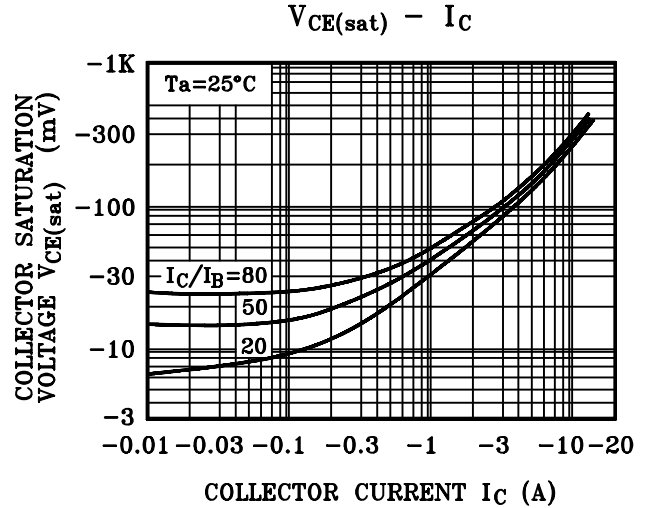
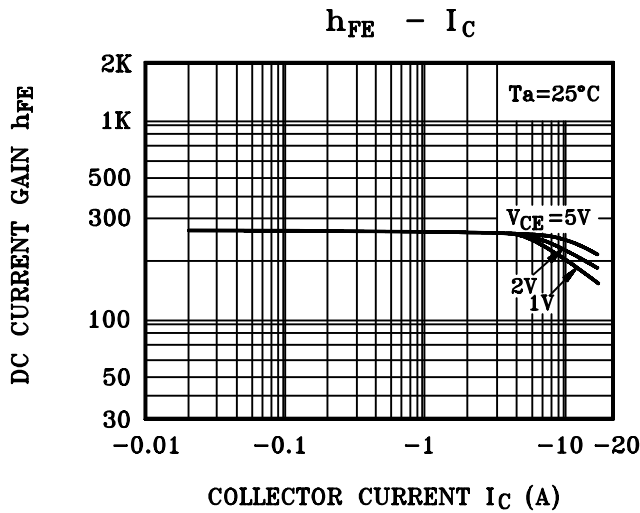
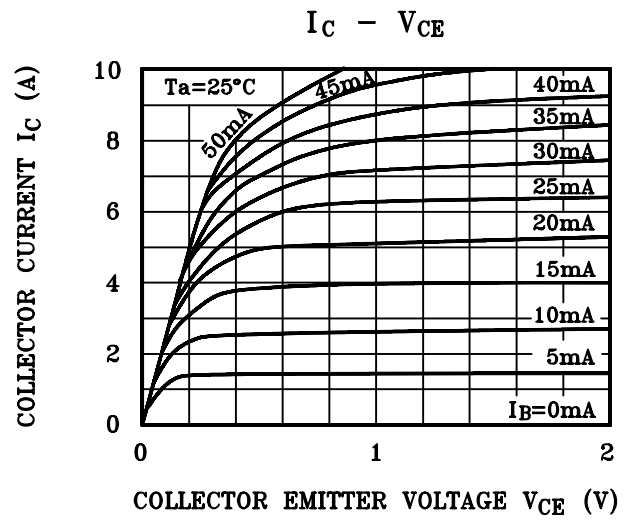
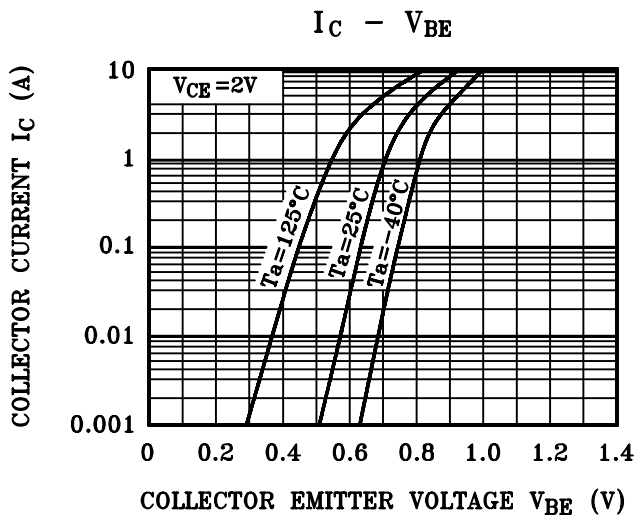


ELECTRICAL CHARACTERISTICS ($T_a=25^\circ C$)

CHARACTERISTIC	SYMBOL	TEST CONDITION	MIN.	TYP.	MAX.	UNIT
Collector Cut-off Current	I_{CBO}	$V_{CB}=20V$	-	-	1.0	μA
Emitter Cut-off Current	I_{EBO}	$V_{EB}=5V$	-	-	1.0	μA
Collector-Base Breakdown Voltage	BV_{CBO}	$I_C=50\mu A$	30	-	-	V
Collector-Emitter Breakdown Voltage	BV_{CEO}	$I_C=1mA$	20	-	-	V
Emitter-Base Breakdown Voltage	BV_{EBO}	$I_E=50\mu A$	6	-	-	V
DC Current Gain	$h_{FE(1)}$ (Note)	$V_{CE}=2V$, $I_C=0.5A$	120	-	390	
	$h_{FE(2)}$	$V_{CE}=2V$, $I_C=4.0A$	82	-	-	
Collector Emitter Saturation Voltage	$V_{CE(sat)}$	$I_C=4.0A$, $I_B=0.05A$	-	0.13	0.25	V
Base-Emitter Saturation Voltage	$V_{BE(sat)}$	$I_C=4A$, $I_B=0.05A$	-	0.9	1.2	V
Transition Frequency	f_T	$V_{CE}=5V$, $I_E=-1.5A$, $f=50MHz$	-	150	-	MHz
Collector Output Capacitance	C_{ob}	$V_{CB}=10V$, $I_E=0$, $f=1MHz$	-	220	-	pF

Note : $h_{FE(1)}$ Classification Y:120~270 , GR:180~390

KTC5001D/L



KTC5001D/L

